

SAMPLE DETAILS

OVERALL BATCH RESULT:  **PASS**

SAMPLE NAME: CGL Papaya x Gush Mintz 2785

Concentrate, Product Inhalable

CULTIVATOR / MANUFACTURER

Business Name:

License Number:

Address:

DISTRIBUTOR / TESTED FOR

Business Name: Arcatax

License Number: DCC-10002992

Address: 4651 West End RD. SUITE B
 ARCATA CA 95521



SAMPLE DETAIL

Batch Number:

Sample ID: 251009Q032

Source Metric UID:

Date Collected: 10/09/2025

Date Received: 10/10/2025

Batch Size:

Sample Size:

Unit Mass:

Serving Size:



Scan QR code to verify authenticity of results.

CANNABINOID ANALYSIS - SUMMARY

Sum of Cannabinoids: 91.26%

Total Cannabinoids: 80.16%

Total THC: 74.456%




Total CBD: 0.183%

Sum of Cannabinoids = Δ^9 -THC + THCa + CBD + CBDa + CBG + CBGa + THCV + THCVa + CBC + CBCa + CBDV + CBDVa + Δ^8 -THC + CBL + CBN
 Total Cannabinoids = (Δ^9 -THC + 0.877*THCa + Δ^8 -THC) + (CBD + 0.877*CBDa) + (CBG + 0.877*CBGa) + (THCV + 0.877*THCVa) + (CBC + 0.877*CBCa) + (CBDV + 0.877*CBDVa) + CBL + CBN
 Total THC/CBD is calculated using the following formulas to take into account the loss of a carboxyl group during the decarboxylation step:
 Total THC = Δ^9 -THC + (THCa (0.877)) + Δ^8 -THC
 Total CBD = CBD + (CBDa (0.877))


TERPENOID ANALYSIS - SUMMARY

39 TESTED, TOP 3 HIGHLIGHTED

Total Terpenoids: 5.7966%

 **β -Caryophyllene 20.068 mg/g**  **Limonene 9.724 mg/g**  **α -Humulene 6.275 mg/g**

SAFETY ANALYSIS - SUMMARY

Pesticides:  **PASS**

For quality assurance purposes. Not a Regulatory Compliance Testing Certificate. These results relate only to the sample included on this report. This report shall not be reproduced, except in full, without written approval of the laboratory.

Sample Certification: California Code of Regulations Title 4 Division 19. Department of Cannabis Control Business and Professions Code. Reference: Sections 26100, 26104 and 26110, Business and Professions Code.

Decision Rule: Statements of conformity (e.g. Pass/Fail) to specifications are made in this report without taking measurement uncertainty into account. Where statements of conformity are made in this report, the following decision rules are applied: PASS - Results within limits/specifications, FAIL - Results exceed limits/specifications.

References: limit of detection (LOD), limit of quantification (LOQ), not detected (ND), not tested (NT), $\mu\text{g/g}$ = ppm, $\mu\text{g/kg}$ = ppb

Jackson W-H
 LQC verified by: Jackson Waite-Himmelwing
 Job Title: Senior Laboratory Analyst
 Date: 10/13/2025

Josh Wurzer
 Approved by: Josh Wurzer
 Chief Compliance Officer
 Date: 10/13/2025



CANNABINOID TEST RESULTS - 10/11/2025

Tested by high-performance liquid chromatography with diode-array detection (HPLC-DAD). **Method:** QSP 1157 - Analysis of Cannabinoids by HPLC-DAD

TOTAL CANNABINOIDS: 80.16%

Total Cannabinoids (Total THC) + (Total CBD) + (Total CBG) + (Total THCV) + (Total CBC) + (Total CBDV) + CBL + CBN

TOTAL THC: 74.456%

Total THC (Δ^8 -THC+0.877*THCa+ Δ^9 -THC)

TOTAL CBD: 0.183%

Total CBD (CBD+0.877*CBDa)

TOTAL CBG: 4.69%

Total CBG (CBG+0.877*CBGa)

TOTAL THCV: 0.372%

Total THCV (THCV+0.877*THCVa)

TOTAL CBC: 0.462%

Total CBC (CBC+0.877*CBCa)

TOTAL CBDV: ND

Total CBDV (CBDV+0.877*CBDVa)

COMPOUND	LOD/LOQ (mg/g)	MEASUREMENT UNCERTAINTY (mg/g)	RESULT (mg/g)	RESULT (%)
THCa	0.05 / 0.14	±16.825	841.24	84.124
CBGa	0.1 / 0.2	±2.03	49.9	4.99
Δ^9 -THC	0.06 / 0.26	±0.182	6.79	0.679
CBCa	0.07 / 0.28	±0.201	5.27	0.527
THCVa	0.07 / 0.20	±0.157	4.24	0.424
CBG	0.06 / 0.19	±0.095	3.09	0.309
CBDa	0.02 / 0.19	±0.048	2.09	0.209
Δ^8 -THC	0.1 / 0.4	N/A	ND	ND
THCV	0.1 / 0.2	N/A	ND	ND
CBD	0.07 / 0.29	N/A	ND	ND
CBDV	0.04 / 0.15	N/A	ND	ND
CBDVa	0.03 / 0.53	N/A	ND	ND
CBL	0.06 / 0.24	N/A	ND	ND
CBN	0.1 / 0.3	N/A	ND	ND
CBC	0.2 / 0.5	N/A	ND	ND
SUM OF CANNABINOIDS			912.6 mg/g	91.26%

TERPENOID TEST RESULTS - 10/11/2025

Terpene analysis utilizing gas chromatography-flame ionization detection (GC-FID). **Method:** QSP 1192 - Analysis of Terpenoids by GC-FID

COMPOUND	LOD/LOQ (mg/g)	MEASUREMENT UNCERTAINTY (mg/g)	RESULT (mg/g)	RESULT (%)
β -Caryophyllene	0.004 / 0.012	±0.5559	20.068	2.0068
Limonene	0.005 / 0.036	±0.1079	9.724	0.9724
α -Humulene	0.009 / 0.180	±0.1569	6.275	0.6275
Valencene	0.009 / 0.180	±0.2024	3.776	0.3776
trans- β -Farnesene	0.008 / 0.025	±0.1014	3.675	0.3675
Linalool	0.009 / 0.036	±0.0978	3.303	0.3303
Guaiol	0.009 / 0.030	±0.0951	2.592	0.2592
α -Bisabolol	0.008 / 0.026	±0.0974	2.346	0.2346
β -Pinene	0.004 / 0.014	±0.0147	1.657	0.1657
Fenchol	0.010 / 0.036	±0.0283	0.939	0.0939
α -Pinene	0.005 / 0.036	±0.0061	0.914	0.0914

TERPENOID TEST RESULTS - 10/11/2025 continued

COMPOUND	LOD/LOQ (mg/g)	MEASUREMENT UNCERTAINTY (mg/g)	RESULT (mg/g)	RESULT (%)
Terpineol	0.009 / 0.031	±0.0360	0.754	0.0754
Myrcene	0.008 / 0.025	±0.0069	0.687	0.0687
Nerolidol	0.006 / 0.021	±0.0165	0.337	0.0337
Camphene	0.005 / 0.015	±0.0023	0.258	0.0258
Caryophyllene Oxide	0.010 / 0.033	±0.0088	0.246	0.0246
Borneol	0.005 / 0.016	±0.0062	0.190	0.0190
Terpinolene	0.008 / 0.036	±0.0016	0.098	0.0098
Eucalyptol	0.006 / 0.018	±0.0012	0.063	0.0063
Sabinene Hydrate	0.006 / 0.036	±0.0011	0.037	0.0037
β -Ocimene	0.006 / 0.025	±0.0007	0.027	0.0027
α -Phellandrene	0.006 / 0.036	N/A	<LOQ	<LOQ
α -Terpinene	0.005 / 0.017	N/A	<LOQ	<LOQ
Citronellol	0.003 / 0.036	N/A	<LOQ	<LOQ
γ -Terpinene	0.006 / 0.018	N/A	<LOQ	<LOQ
Geraniol	0.002 / 0.036	N/A	<LOQ	<LOQ
Isoborneol	0.004 / 0.012	N/A	<LOQ	<LOQ
Nerol	0.003 / 0.036	N/A	<LOQ	<LOQ
α -Cedrene	0.005 / 0.016	N/A	ND	ND
Camphor	0.006 / 0.036	N/A	ND	ND
Cedrol	0.008 / 0.027	N/A	ND	ND
Δ^3 -Carene	0.005 / 0.018	N/A	ND	ND
Fenchone	0.009 / 0.036	N/A	ND	ND
Geranyl Acetate	0.004 / 0.036	N/A	ND	ND
Isopulegol	0.005 / 0.036	N/A	ND	ND
Menthol	0.008 / 0.025	N/A	ND	ND
p-Cymene	0.005 / 0.016	N/A	ND	ND
Pulegone	0.003 / 0.011	N/A	ND	ND
Sabinene	0.004 / 0.014	N/A	ND	ND

TOTAL TERPENOIDS			57.966 mg/g	5.7966%
-------------------------	--	--	--------------------	----------------



CATEGORY 1 PESTICIDE TEST RESULTS - 10/13/2025 ✔ PASS

Pesticide and plant growth regulator analysis utilizing high-performance liquid chromatography-mass spectrometry (HPLC-MS) or gas chromatography-mass spectrometry (GC-MS). *GC-MS utilized where indicated. **Method:** QSP 1212 - Analysis of Pesticides and Mycotoxins by LC-MS or QSP 1213 - Analysis of Pesticides by GC-MS

COMPOUND	LOD/LOQ (µg/g)	ACTION LIMIT (µg/g)	MEASUREMENT UNCERTAINTY (µg/g)	RESULT (µg/g)	RESULT
Aldicarb	0.03 / 0.08	≥ LOD	N/A	ND	PASS
Carbofuran	0.02 / 0.05	≥ LOD	N/A	ND	PASS
Chlordane*	0.03 / 0.08	≥ LOD	N/A	ND	PASS
Chlorfenapyr*	0.03 / 0.10	≥ LOD	N/A	ND	PASS
Chlorpyrifos	0.02 / 0.06	≥ LOD	N/A	ND	PASS
Coumaphos	0.02 / 0.07	≥ LOD	N/A	ND	PASS
Daminozide	0.02 / 0.07	≥ LOD	N/A	ND	PASS
Dichlorvos (DDVP)	0.03 / 0.09	≥ LOD	N/A	ND	PASS
Dimethoate	0.03 / 0.08	≥ LOD	N/A	ND	PASS
Ethoprophos	0.03 / 0.10	≥ LOD	N/A	ND	PASS
Etofenprox	0.02 / 0.06	≥ LOD	N/A	ND	PASS
Fenoxycarb	0.03 / 0.08	≥ LOD	N/A	ND	PASS
Fipronil	0.03 / 0.08	≥ LOD	N/A	ND	PASS
Imazalil	0.02 / 0.06	≥ LOD	N/A	ND	PASS
Methiocarb	0.02 / 0.07	≥ LOD	N/A	ND	PASS
Mevinphos	0.03 / 0.09	≥ LOD	N/A	ND	PASS
Paclobutrazol	0.02 / 0.05	≥ LOD	N/A	ND	PASS
Parathion-methyl	0.03 / 0.10	≥ LOD	N/A	ND	PASS
Propoxur	0.03 / 0.09	≥ LOD	N/A	ND	PASS
Spiroxamine	0.03 / 0.08	≥ LOD	N/A	ND	PASS
Thiacloprid	0.03 / 0.10	≥ LOD	N/A	ND	PASS

CATEGORY 2 PESTICIDE TEST RESULTS - 10/13/2025 *continued*

COMPOUND	LOD/LOQ (µg/g)	ACTION LIMIT (µg/g)	MEASUREMENT UNCERTAINTY (µg/g)	RESULT (µg/g)	RESULT
Cyfluthrin	0.12 / 0.38	2	N/A	ND	PASS
Cypermethrin	0.11 / 0.32	1	N/A	ND	PASS
Diazinon	0.02 / 0.05	0.1	N/A	ND	PASS
Dimethomorph	0.03 / 0.09	2	N/A	ND	PASS
Etoazole	0.02 / 0.06	0.1	N/A	ND	PASS
Fenhexamid	0.03 / 0.09	0.1	N/A	ND	PASS
Fenpyroximate	0.02 / 0.06	0.1	N/A	ND	PASS
Flonicamid	0.03 / 0.10	0.1	N/A	ND	PASS
Fludioxonil	0.03 / 0.10	0.1	N/A	ND	PASS
Hexythiazox	0.02 / 0.07	0.1	N/A	ND	PASS
Imidacloprid	0.04 / 0.11	5	N/A	ND	PASS
Kresoxim-methyl	0.02 / 0.07	0.1	N/A	ND	PASS
Malathion	0.03 / 0.09	0.5	N/A	ND	PASS
Metalaxyl	0.02 / 0.07	2	N/A	ND	PASS
Methomyl	0.03 / 0.10	1	N/A	ND	PASS
Myclobutanil	0.03 / 0.09	0.1	N/A	ND	PASS
Naled	0.02 / 0.07	0.1	N/A	ND	PASS
Oxamyl	0.04 / 0.11	0.5	N/A	ND	PASS
Pentachloronitrobenzene (Quintozene)*	0.03 / 0.09	0.1	N/A	ND	PASS
Permethrin	0.04 / 0.12	0.5	N/A	ND	PASS
Phosmet	0.03 / 0.10	0.1	N/A	ND	PASS
Piperonyl Butoxide	0.02 / 0.07	3	N/A	ND	PASS
Prallethrin	0.03 / 0.08	0.1	N/A	ND	PASS
Propiconazole	0.02 / 0.07	0.1	N/A	ND	PASS
Pyrethrins	0.04 / 0.12	0.5	N/A	ND	PASS
Pyridaben	0.02 / 0.07	0.1	N/A	ND	PASS
Spinetoram	0.02 / 0.07	0.1	N/A	ND	PASS
Spinosad	0.02 / 0.07	0.1	N/A	ND	PASS
Spiromesifen	0.02 / 0.05	0.1	N/A	ND	PASS
Spirotetramat	0.02 / 0.06	0.1	N/A	ND	PASS
Tebuconazole	0.02 / 0.07	0.1	N/A	ND	PASS
Thiamethoxam	0.03 / 0.10	5	N/A	ND	PASS
Trifloxystrobin	0.03 / 0.08	0.1	N/A	ND	PASS

CATEGORY 2 PESTICIDE TEST RESULTS - 10/13/2025 ✔ PASS

COMPOUND	LOD/LOQ (µg/g)	ACTION LIMIT (µg/g)	MEASUREMENT UNCERTAINTY (µg/g)	RESULT (µg/g)	RESULT
Abamectin	0.03 / 0.10	0.1	N/A	ND	PASS
Acephate	0.02 / 0.07	0.1	N/A	ND	PASS
Acequinocyl	0.02 / 0.07	0.1	N/A	ND	PASS
Acetamiprid	0.02 / 0.05	0.1	N/A	ND	PASS
Azoxystrobin	0.02 / 0.07	0.1	N/A	ND	PASS
Bifenazate	0.01 / 0.04	0.1	N/A	ND	PASS
Bifenthrin	0.02 / 0.05	3	N/A	ND	PASS
Boscalid	0.03 / 0.09	0.1	N/A	ND	PASS
Captan	0.19 / 0.57	0.7	N/A	ND	PASS
Carbaryl	0.02 / 0.06	0.5	N/A	ND	PASS
Chlorantraniliprole	0.04 / 0.12	10	N/A	ND	PASS
Clofentezine	0.03 / 0.09	0.1	N/A	ND	PASS